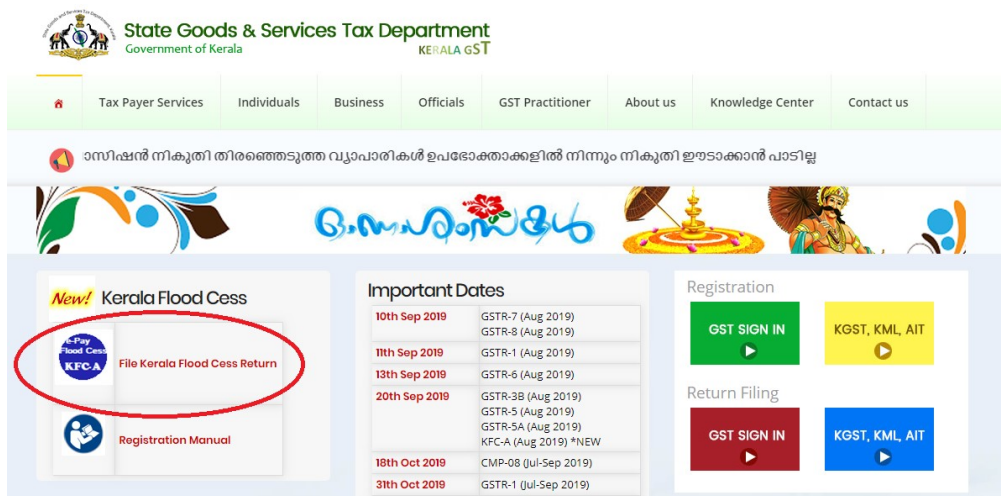


SoP for filing Kerala Flood Cess Return and Payment of Flood Cess

- For filing of Kerala Flood Cess return and payment of Kerala Flood Cess every tax payer has to register into Kerala Flood Cess portal available in the website of Kerala State Goods and Services Tax Department (www.keralataxes.gov.in) initially. The SoP for registering into Kerala Flood Cess portal has already been published and the same is available in the above website.
- For filing Kerala Flood Cess Return, the taxpayer shall visit the website of the Department www.keralataxes.gov.in.

Picture-1



- In the website, “File Kerala Flood Cess Return” portal (Marked in red) is available. When clicking on the same, the following window will be generated in new tab.

Picture-2

Taxpayer Login

* indicates mandatory fields

Username *

Password *

Captcha *

d 4 u | u o

Login

[Forgot Password](#)

First time login: If you are logging in for the first time, click [here](#) to log in.

- The taxpayer shall enter their GSTIN as 'User Name'. The password will be the one created by the tax payer at the time of registration.

Picture-3

Government of Kerala
STATE GOODS & SERVICES TAX DEPARTMENT
KERALA FLOOD CESS

Taxpayer Login

* indicates mandatory fields

Username *

Password *

Captcha *

1 q 1 0 1 3

Login

[Forgot Password](#)

First time login: If you are logging in for the first time, click [here](#) to log in.

- Enter Username, password and Captcha and then click “Login”.
(If the tax payer forgot their password, the ‘Forgot Password’ option can be used. When clicking on “Forgot password” link, OTP will be sent to the registered mobile No. of the taxpayer and after entering the OTP in the prescribed column, option for changing the password will be provided.)
- When clicking “Login” the following window will be seen

Picture-4

Government of Kerala
STATE GOODS & SERVICES TAX DEPARTMENT
KERALA FLOOD CESS

Welcome to Flood Cess Portal

GSTIN : ***** Legal Name : ***** Trade Name : *****

Home
File Return
Filing History
Logout

- When clicking “File Return” (Marked in red), the “prepare online” option will be displayed as below;

Picture-5

The screenshot shows the 'Welcome to Flood Cess Portal' interface. On the left is a sidebar with links: Home, File Return, Filing History, and Logout. The main area displays the user's GSTIN, Legal Name, and Trade Name. Below this, a message states: 'You are liable to file Kerala flood cess return for the following period(s)'. A table follows with the following data:

Sl.No.	Period	Status	Action
1	August - 2019	Pending	Prepare Online

- Click on “Prepare Online” link shown against the corresponding month and the following window will be pop up.

Picture-6

This screenshot shows the same portal as Picture 5, but with a modal dialog box open. The dialog box contains the text: 'Are you filing NIL return? Click OK to file NIL Return. Otherwise click Cancel'. Below this text is a checkbox labeled 'Prevent this page from creating additional dialogs'. At the bottom of the dialog are 'OK' and 'Cancel' buttons.

- For filing Nil Return click “OK”. The tax payers having B2B/B2C transactions attracting Flood Cess during the month shall click “Cancel”.
- When clicking “OK” for filing Nil return, the following declaration will pop up.

Picture-7

This screenshot shows the portal with a declaration dialog box open. The text in the dialog box reads: 'I hereby declare that I have not made any B2B/B2C supplies attracting Kerala flood Cess for the Period of August - 2019'. It also includes a checkbox 'Prevent this page from creating additional dialogs' and 'OK' and 'Cancel' buttons at the bottom.

- If the taxpayer has not made any B2B or B2C supplies attracting Kerala Flood Cess for the month, click “OK”. Nil return will be filed which can be verified from the ‘filing history’.

- The tax payers having B2B/B2C transactions attracting Flood Cess during the month shall click “Cancel” link in **Picture 6**. Then the following return filing window will displayed.

Picture-8

FORM No.KFC-A
[See Rule 3]
KERALA FLOOD CESS RULES, 2019
RETURN FOR KERALA FLOOD CESS

GSTIN : 32A Period : August-2019
Legal Name : Trade Name :

PARTICULARS OF FLOOD CESS PAYABLE						
SL.No.	Category of Supply	Value of intra-state supply			Rate of Kerala Flood Cess on value of supply	Kerala Flood Cess Payable
		To taxable person having GST registration in the State, not in furtherance of business	To unregistered persons	Total		
1	Taxable supply at the rate of 1.5% SGST	0	0	0	0.25%	0
2	Taxable supply at the rate of 6.0% SGST	0	0	0	1.0%	0
3	Taxable supply at the rate of 9.0% SGST	0	0	0	1.0%	0
4	Taxable supply at the rate of 14.0% SGST	0	0	0	1.0%	0
Total		0.00	0.00	0.00		0.00

Save

- Enter the particulars of taxable supplies in the respective columns and Kerala Flood Cess payable will be auto generated in the last columns.

Picture-9

File Return
Filing History
Logout

KERALA FLOOD CESS RULES, 2019
RETURN FOR KERALA FLOOD CESS

GSTIN : 32A- Period : August-2019
Legal Name : Trade Name :

PARTICULARS OF FLOOD CESS PAYABLE

Sl.No.	Category of Supply	Value of intra-state supply			Rate of Kerala Flood Cess on value of supply	Kerala Flood Cess Payable
		To taxable person having GST registration in the State, not in furtherance of business	To unregistered persons	Total		
1	Taxable supply at the rate of 1.5% SGST	100000.00	100000.00	200000.00	0.25%	500.00
2	Taxable supply at the rate of 6.0% SGST	4000052.54	4444440.00	4444492.54	1.0%	44444.93
3	Taxable supply at the rate of 9.0% SGST	4444411.50	4555550.00	4999961.50	1.0%	49999.62
4	Taxable supply at the rate of 14.0% SGST	55522000.00	5555550.00	111077500.00	1.0%	1110775.50
Total		100066464.04	105655540.00	205722004.04		2055720.05

Save Proceed to Payment

- After entering data in the above window, Click “Save” and then “Proceed to Payment”. The following window will be displayed.

Picture-10

File R
Filing
Logon

Flood Cess Summary

Flood Cess Payable :	₹ 2055721
Interest	₹ 0
Net Flood Cess Payable Cess Payable	₹ 2055721

Pay

Rate of Kerala Flood Cess on value of supply
Kerala Flood Cess Payable





200000.00 0.25% 500.00

rate of 1.5% SGST

- Verify the amount and click “Pay “ for effecting payment. Any corrections /editing can be done before effecting payment by coming back to the return filing window.
- When clicking the tab “Pay ’ the following payment window will be displayed.

Picture-11

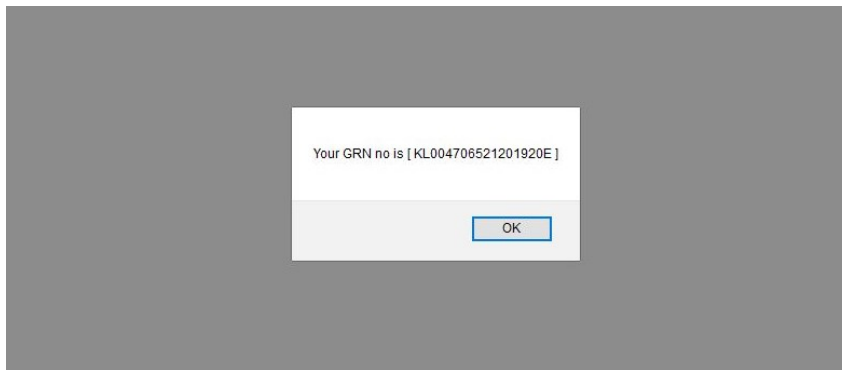
welcome to e-Treasury Kerala

<input type="radio"/> Net Banking 	<input type="radio"/> Card Payment (Debit/Credit) 	<input type="radio"/> UPI Payment 	<input type="radio"/> Other Bank & Bharat QR Code Payments 
--	--	--	---

[Proceed for Payment](#)
[Cancel](#)

- Select mode of payment and give required details for each payment mode. Then proceed for payment. A GRN will be generated as below;

Picture-12



- Click "OK" which will lead to the payment window of the corresponding bank or other modes of payment.
- After the completion of payment proceeding, the following window will be displayed

Picture-12

[Home](#)
[File Return](#)
[Filing History](#)
[Logout](#)

Welcome to Flood Cess Portal

GSTIN : 32A Legal Name : Trade Name :

Payment Successful

You have successfully completed Cess payment through e-Treasury

Payment Ref No : T19250125401EU961

GRN No : KL004706521201920E

Payment Date : Sat Sep 07 01:05:07 IST 2019

Total Amount : 1.00

Return Filed for

[Download Filed Return](#)

[Back to Home](#)

- The tax payer can download the Filed Return by clicking the "Download Filed Return" link.

- The return filing history can be viewed in 'Filing History '.

Thank you